














PLANT THE GARDEN MATH CHALLENGE



The grade 3 class is looking to plant some vegetables in the garden plot by the playground. They require help planning the garden as to where the vegetable seeds should be planted. Use the following diagram of the plot to plan and submit your finished plan for review.



While planning the garden remember the following:

-  All of the plot segments must be planted.
-  The snap pea plants have to be planted on the outside.
-  The squash plants need to be in the corners.
-  The potatoes need to be clumped together.
-  Snap Peas: Plant 4 snap peas. Colour the section **green**.
-  Tomatoes: Plant 6 tomato seeds. Colour the section **red**.
-  Carrots: Plant 8 carrot seeds. Colour the section **orange**.
-  Squash: Plant 2 squash seeds. Colour the section **yellow**.
-  Potatoes: Plant 5 spuds. Colour the section **brown**.
-  Submit your garden plot for review.

